

SPECIFICATIONS

ELECTRICAL

FREQUENCY RANGE _____ DC - 67 GHz
 VSWR (MAX) _____ <1.35:1 MAX
 POWER (AVG. MAX.) _____ 20 Watts @25°C
 IMPEDANCE _____ 50 OHMS
 RF LEAKAGE _____ >90 dBc
 OPERATING TEMP. RANGE _____ -55 - 125°C
 PHASE MATCHING _____ ±10° (TO P/N's 6780-0000-00
 AND 6781-0000-00)

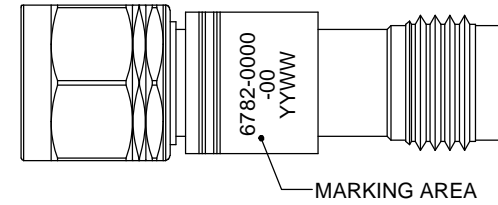
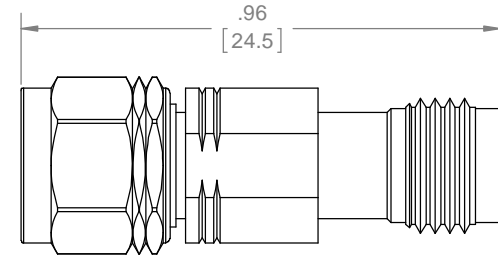

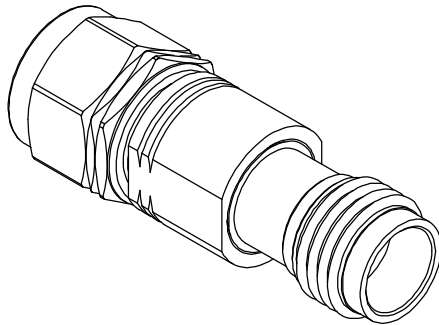
MATERIAL AND FINISH:

HOUSING, COUPLING NUT _____ GOLD PLATED
 STAINLESS STEEL
 CONTACT _____ GOLD PLATED
 BERYLLIUM COPPER

DIELECTRIC _____ PTFE

MARKING

PART LOOKS LIKE PRODUCT IMAGE ABOVE.
 PART MARKING ORIENTATION AND FORMAT AS SHOWN.
 MARKING TO BE AS LARGE AS POSSIBLE, CLEAR, READABLE.
 YYWW EQUALS DATE CODE.



MARKING AREA

QTY.	PART NUMBER	DESCRIPTION	ITEM NO.
X	6781-0000-00	ADAPTER, 1.85mm-m/f, DC-67 GHz, 20W	
1	TA-6781-0000-00U	ASSY, ADAPTER, 1.85mm-m/f, DC-67 GHz, 20W, UNMARKED	1

DRAWING PRACTICES PER ANSI-Y14.5 MIL-STD-100 & 1000
DIMENSIONS ARE IN INCHES AND APPLY BEFORE / AFTER PROCESSING
SURFACE ROUGHNESS μINCHES
FINISH:
SEE NOTES
MATERIAL:
SEE NOTES
NOTE: THIS DRAWING INCORPORATES THIRD ANGLE PROJECTION.
INTERPRET IAW ANSI Y14.5-1982

UNLESS OTHERWISE SPECIFIED TOLERANCES IN:
DECIMALS INCH [MM]
.X" .05" [1.27]
.XX" .03" [.76]
.XXX" .010" [.25]
ANGLES ±0°30'
REMOVE ALL BURRS/SHARP W/ BREAK / R OF .003" TO .0005"
UNLESS OTHERWISE NOTED DIAS CONCENTRIC <.003 T.I.R.
DO NOT SCALE PRINT

DRAWN MCCORMICK	DATE 4/13/15
CHECKED MCCORMICK	DATE 4/13/15
ENG. APPR. T.KUHN	DATE 4/13/15
THESE DRAWINGS AND SPECIFICATIONS ARE THE PROPERTY OF XMA CORP. OR OMNI SPECTRA AND SHALL NOT BE REPRODUCED, COPIED NOR USED - IN WHOLE OR IN PART - AS A BASIS FOR THE MANUFACTURE OR SALE OF OTHER ITEMS WITHOUT THE EXPRESS WRITTEN PERMISSION OF XMA CORP.	

		Phone: 603-222-2256 Fax: 603-222-2259 150 Dow Street, Manchester, NH 03101	
TITLE			
ADAPTER, 1.85mm-m/f, DC-67GHz, 20W			
SIZE B	CAGE CODE 3HT76	DRAWING NUMBER 6782-0000-00	REV X1
SCALE	PLATED AREA SQ. IN	SHEET 1 OF 1	